

**DANANG HOUSING DEVELOPMENT CONSTRUCTION JOINT
STOCK COMPANY AND SUBSIDIARIES**

CONSOLIDATED FINANCIAL STATEMENTS
For the accounting period ending June 30th, 2025



**DANANG HOUSING DEVELOPMENT CONSTRUCTION JOINT STOCK COMPANY
AND SUBSIDIARIES**

Address: 31 Nui Thanh Street, Hoa Cuong Ward, Da Nang City, Vietnam

INDEX

	Trang
REPORT OF THE BOARD OF DIRECTORS	1 – 2
CONSOLIDATED FINANCIAL STATEMENTS	
Consolidated balance sheet	3 – 4
Consolidated income statement	5
Consolidated cash flow statement	6
Notes to the consolidated financial statements	7 – 40

**DANANG HOUSING DEVELOPMENT CONSTRUCTION JOINT STOCK COMPANY
AND SUBSIDIARIES**

Address: 31 Nui Thanh Road, Hoa Cuong Ward, Da Nang City, Vietnam

REPORT OF THE BOARD OF DIRECTORS

The Board of Directors of Danang Housing Development and Construction Joint Stock Company (hereinafter referred to as the "Company") presents this report together with the accompanying audited consolidated financial statements of the Company and its subsidiaries (hereinafter referred to together with the Company as the "Group") for the financial year ended June 30th, 2025.

The members of the Board of Directors, Board of Supervisors and Board of General Directors for the term 2023-2028 during the year and at the date of this report of the Company include:

Board of Directors

<u>Name</u>	<u>Position</u>
Mr. Nguyen Van Hieu	Chairman
Mrs. Vo Thi Ngoc	Vice Chairman
Mr. Nguyen Quang Minh Khanh	Member
Mr. Nguyen Quang Minh Khoa	Member
Mr. Luong Thanh Vien	Member

Control Board

<u>Name</u>	<u>Position</u>
Mrs. Duong Thi Thanh Hai	Head of control board
Mrs. Hoang Yen Ninh	Member
Mrs. Pham Thi Thanh Thuy	Member

Board of General Directors

<u>Name</u>	<u>Position</u>
Mr. Luong Thanh Vien	General Director
Mr. Nguyen Van Hieu	Deputy General Manager
Mr. Ong Van Hung	Deputy General Manager
Mr. Pham Truong Chau	Deputy General Manager

LEGAL REPRESENTATIVE

The legal representative of the Company during the year and at the date of this report is Mr. Luong Thanh Vien, General Director.

RESPONSIBILITIES OF THE BOARD OF DIRECTORS

The Board of Directors of the Group of Companies is responsible for preparing the consolidated financial statements of each year which give a true and fair view of the consolidated financial position of the Group of Companies and of the consolidated results of their operations and their consolidated cash flows for the year. In preparing these consolidated financial statements, the Board of Directors is required to:

- Select suitable accounting policies and apply them consistently;
- Make judgements and estimates that are reasonable and prudent;
- Clearly state whether the accounting standards applied to the Group of Companies have been complied with or not, and whether there are material deviations that need to be disclosed and explained in the consolidated financial statements or not;
- Prepare the consolidated financial statements on the going concern basis unless it is inappropriate to presume that the Group will continue in business;
- Design and maintain an effective internal control system for the purpose of properly preparing and presenting the consolidated financial statements so as to minimize errors and frauds.

**DANANG HOUSING DEVELOPMENT CONSTRUCTION JOINT STOCK COMPANY
AND SUBSIDIARIES**

Address: 31 Nui Thanh Road, Hoa Cuong Ward, Da Nang City, Vietnam

REPORT OF THE BOARD OF DIRECTORS (CONTINUED)

The Group's Board of Directors is responsible for ensuring that proper accounting records are kept which disclose, with reasonable accuracy at any time, the consolidated financial position of the Group and that the consolidated financial statements comply with Vietnamese Accounting Standards, accounting regime for enterprises and legal regulations relating to consolidated financial reporting. The Group's Board of Directors is also responsible for safeguarding the assets of the Group and hence for taking reasonable steps for the prevention and detection of fraud and other irregularities.

The Board of Directors confirms that the Group has complied with the above requirements in preparing the consolidated financial statements.

ANNOUNCEMENT OF FINANCIAL STATEMENTS

The Board of Directors of the Group of Companies announces that the consolidated financial statements give a true and fair view, in all material respects, of the consolidated financial position of the Group of Companies as at June 30th, 2025, and of the consolidated results of its operations and its consolidated cash flows for the year then ended, in accordance with Vietnamese accounting standards, accounting regime for enterprises and legal regulations relating to the preparation and presentation of consolidated financial statements.

On behalf of and representing the Board of Directors



Luong Thanh Vien
General Director

Da Nang, July 30, 2025

**DA NANG HOUSING DEVELOPMENT AND CONSTRUCTION JOINT STOCK COMPANY
AND SUBSIDIARIES**

Address: 31 Nui Thanh Street, Hoa Cuong Ward, Da Nang City, Vietnam

Form No. B 01 – DN/HN
(Issued under Circular No. 202/2014/TT-BTC
dated December 22, 2014, by the Ministry of Finance)

CONSOLIDATED BALANCE SHEET

At June 30th, 2025

Currency: VND

ASSETS	Code	Notes	June 30th, 2025	Jan 1st, 2025
A. CURRENT ASSETS	100		145,779,972,667	139,950,467,041
I. Cash and cash equivalents	110	4.1	1,246,029,010	4,602,445,954
1. Cash	111		1,246,029,010	3,602,445,954
2. Cash equivalents	112		-	1,000,000,000
II. Short-term investments	120	4.2	1,444,800	1,035,250
1. Short-term investments	121		1,758,830	1,758,830
2. Provision for diminution in the value of short-term investments	122		(314,030)	(723,580)
III. Accounts receivable	130		123,013,657,462	125,652,773,095
1. Trade accounts receivable	131	4.3	58,067,496,612	63,032,020,092
2. Prepayments to suppliers	132	4.4	40,000,000	35,000,000
3. Other receivables	136	4.5	67,065,581,500	65,432,560,172
4. Provision for doubtful debts	137	4.6	(2,159,420,650)	(2,846,807,169)
IV. Inventories	140	4.7	16,438,954,680	5,153,825,885
1. Inventories	141		16,438,954,680	5,153,825,885
2. Provision for decline in value of inventories	149		-	-
V. Other current assets	150		5,079,886,715	4,540,386,857
1. Short-term prepayments	151	4.8	682,009,858	777,211,844
2. Deductible VAT	152		4,397,876,857	3,745,911,360
3. Taxes and other receivables from the State Budget	153	4.14	-	17,263,653
B. LONG-TERM ASSETS	200		54,235,213,063	73,596,560,401
I. Long-term receivables	210		-	-
II. Fixed assets	220		42,920,978,530	45,351,229,768
1. Tangible fixed assets	221	4.9	37,959,741,854	40,306,914,752
- Cost	222		101,768,582,635	101,768,582,635
- Accumulated depreciation	223		(63,808,840,781)	(61,461,667,883)
2. Intangible fixed assets	227	4.10	4,961,236,676	5,044,315,016
- Cost	228		5,355,270,029	5,355,270,029
- Accumulated amortization	229		(394,033,353)	(310,955,013)
III. Construction in progress	230	4.11	1,128,090,842	27,502,977,200
1. - Cost	231		1,283,337,318	27,638,529,318
2. - Accumulated amortization	232		(155,246,476)	(135,552,118)
IV. Long-term investments	250		9,571,297,934	-
1. Investing capital in other units	253		9,585,000,000	-
2. Provision for long-term financial investments	254		(13,702,066)	-
V. Other long-term assets	260		614,845,757	742,353,433
1. Long-term prepaid expenses	261	4.8	614,845,757	742,353,433
2. Other long-term assets	268		-	-
TOTAL ASSETS	270		200,015,185,730	213,547,027,442

The accompanying notes are an integral part of the consolidated financial statements.

**DA NANG HOUSING DEVELOPMENT AND CONSTRUCTION JOINT STOCK COMPANY
AND SUBSIDIARIES**

Address: 31 Nui Thanh Street, Hoa Cuong Ward, Da Nang City, Vietnam

Form No. B 01 – DN/HN

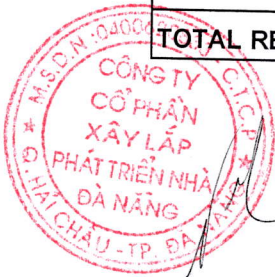
(Issued under Circular No. 202/2014/TT-BTC
dated December 22, 2014, by the Ministry of Finance)

CONSOLIDATED BALANCE SHEET (CONTINUED)

At June 30th, 2025

Currency: VND

RESOURCES	Code	Notes	June 30th, 2025	Jan 1st, 2025
A. LIABILITIES	300		77,913,566,053	93,662,956,032
I. Current liabilities	310		72,986,097,331	87,132,874,952
1. Short-term borrowings & liabilities	311	4.12	8,684,282,960	6,593,787,602
2. Trade accounts payable	312	4.13	439,825,692	36,336,328
3. Advances from customers	313	4.14	782,147,344	139,576,189
4. Taxes and other payables to the State Budget	314		492,125,100	574,466,817
5. Short-term payable	315	4.15	123,868,116	371,398,811
6. Construction contract-in-progress payables	318	4.16	31,078,921	29,988,012
7. Other payables	319	4.18	29,185,578,922	31,432,715,106
8. Provision for short-term payables	320	4.19	32,826,145,305	47,201,023,227
9. Bonus and welfare fund	322		421,044,971	753,582,860
II. Long-term liabilities	330		4,927,468,722	6,530,081,080
1. Other long-term payables	337	4.18	171,000,000	171,000,000
2. Long-term borrowings and liabilities	338	4.19	3,592,958,001	5,192,958,001
3. Deferred income tax liabilities	341	4.17	1,163,510,721	1,166,123,079
B. OWNERS' EQUITY	400		122,101,619,677	119,884,071,410
I. Owners' equity	410	4.20	122,101,619,677	119,884,071,410
1. Owners' capital	411		99,875,570,000	99,875,570,000
Common shares with voting rights	411a		99,875,570,000	99,875,570,000
Preferred shares	411b		-	-
2. Share capital surplus	412		250,000,000	250,000,000
3. Treasury shares	415		(7,426,893,655)	(7,426,893,655)
4. Investment and development fund	418		1,272,340,620	1,272,340,620
5. Undistributed earnings	421		18,702,852,535	16,482,519,381
Undistributed earnings accumulated to the end of previous period	421a		16,482,519,381	16,325,343,738
Undistributed earnings this period	421b		2,220,333,154	157,175,643
6. Non-controlling interest	429		9,427,750,177	9,430,535,064
II. Other funding sources and funds	430		-	-
TOTAL RESOURCES	440		200,015,185,730	213,547,027,442



Luong Thanh Vien
General Director
Da Nang, July 30, 2025

Le Thi Anh Truc
Chief Accountant

Le Thi Anh Truc
Prepared by

**DA NANG HOUSING DEVELOPMENT AND CONSTRUCTION JOINT STOCK COMPANY
AND SUBSIDIARIES**

Address: 31 Nui Thanh Street, Hoa Cuong Ward, Da Nang City, Vietnam

Form No. B 02 – DN/HN

(Issued under Circular No. 202/2014/TT-BTC
dated December 22, 2014, by the Ministry of Finance)

CONSOLIDATED STATEMENT OF INCOME

For the year ended June 30th, 2025

Currency: VND

Items	Code	Notes	This quarter of This year	This quarter of Previous year	Cumulative amount from the beginning of the year to the end of this quarter (This year)	Cumulative amount from the beginning of the year to the end of the previous quarter (Previous year)
1. Revenue from sales of merchandises and services rendered	01	5.1	18,864,893,716	10,479,960,407	25,940,524,850	30,738,882,706
2. Revenue deductions	02		-		-	
3. Net revenue from sales of merchandises and services rendered	10		18,864,893,716	10,479,960,407	25,940,524,850	30,738,882,706
4. Costs of goods sold	11	5.2	16,794,459,692	11,342,524,906	23,824,453,578	31,233,503,049
5. Gross profit from sales of merchandises and services rendered	20		2,070,434,024	(862,564,499)	2,116,071,272	(494,620,343)
6. Revenue from financing activity	21	5.3	1,658,862,932	1,696,949,906	3,209,790,189	3,529,396,206
7. Financial expenses	22	5.4	28,595,327	689,174,330	618,133,237	1,428,108,159
– Of which: Interest expense	23		531,879,641	688,844,228	1,121,670,867	1,428,165,221
8. Share of profit or loss in associate	24		-		-	
9. Selling expenses	25	5.5	124,871,100	235,436,500	216,014,900	385,367,200
10. General administration expenses	26	5.6	770,504,505	717,787,935	1,443,999,998	1,459,971,933
11. Net profit from operating activity	30		2,805,326,024	(808,013,358)	3,047,713,326	(238,671,429)
12. Other income	31	5.7	6,252,336	10,700,000	53,765,746	14,745,127
13. Other expenses	32	5.8	3,133,828	21,599,091	51,071,875	28,055,230
14. Other profit	40		3,118,508	(10,899,091)	2,693,871	(13,310,103)
15. Total accounting profit before tax	50		2,808,444,532	(818,912,449)	3,050,407,197	(251,981,532)
16. Current corporate income tax expense	51	5.10	587,185,316	2,803,496	660,481,232	23,261,265
17. Deferred corporate income tax expense	52	5.11	(5,227,921)	(2,651,896)	(2,612,358)	(10,693,272)
18. Profit after corporate income tax	60		2,226,487,137	(819,064,049)	2,392,538,323	(264,549,525)
19. Profit after tax of parent company	61		2,212,461,947	(842,283,664)	2,395,323,210	(270,436,296)
20. Profit after tax of non-controlling shareholders	62		14,025,190	23,219,615	(2,784,887)	5,886,771
21. Basic earnings per share	70	4.20.6			250	(28)
22. Declining earnings per share	71	4.20.7			250	(28)



Luong Thanh Vien
General Director

Da Nang, July , 2025

Le Thi Anh Truc
Chief Accountant

Le Thi Anh Truc
Prepared by

**DA NANG HOUSING DEVELOPMENT AND CONSTRUCTION JOINT STOCK COMPANY
AND SUBSIDIARIES**

Address: 31 Nui Thanh Street, Hoa Cuong Ward, Da Nang City, Vietnam

Form No. B 03 – DN/HN

(Issued under Circular No. 202/2014/TT-BTC
dated December 22, 2014, by the Ministry of Finance)

CONSOLIDATED STATEMENT OF CASH FLOWS

(By indirect method)

For the fiscal year ending June 30th, 2025

Currency: VND

ITEMS	Code	Notes	Cumulative amount from the beginning of the year to the end of this quarter (This year)	Cumulative amount from the beginning of the year to the end of the previous quarter (Previous year)
I. Cash flow generated from (used in) operating activity				
1. Profit before tax	01		3,050,407,197	5,639,232,677
2. Adjustments for items				
Depreciation of fixed assets and investment real estate	02		2,431,071,180	2,399,380,996
Provisions	03		793,068	(31,223,197)
Profit and loss from investment activities	05		(3,209,790,189)	(3,088,557,042)
Loan interest expenses	06		1,121,670,867	1,269,745,955
Another adjustment	07		-	35,540,708
3. Operating profits before changes in working capital	08		3,394,152,123	6,224,120,097
Increase, decrease receivables	09		2,666,455,741	(11,529,033,546)
Increase, decrease inventory	10		(11,285,128,795)	3,422,345,474
Increase, decrease in payables (excluding interest payable, corporate income tax payable)	11		277,552,719	61,155,385
Increase, decrease prepaid expenses	12		222,709,662	324,377,291
Increase or decrease in trading securities	13		-	-
Interest paid	14		(1,369,201,562)	(813,831,002)
Corporate income tax paid	15		(128,433,654)	(2,004,388,069)
Other income from operating activities	16		53,765,746	-
Other operating expenses	17		(221,769,779)	(664,997,500)
Cash flow generated from (used in) operating activity	20		(6,389,897,799)	(4,980,251,870)
II. Cash flow generated from (used in) investing activity				
Money spent on lending and purchasing debt instruments of 1. other units	23		-	(600,000,000)
2. Money recovered from loans, resale of debt instruments of another unit	24		-	300,000,000
3. Interest income, dividends and profits	27		3,209,790,189	3,088,557,042
Net cash flow generated from (used in) investing activity	30		3,209,790,189	2,788,557,042
III. Cash flow generated from (used in) financing activity				
1. Proceeds from borrowing	33	6.1	28,592,621,288	3,981,125,310
2. Loan principal repayment	34	6.2	(28,767,499,210)	(4,180,132,548)
3. Dividends, profits paid to owners	36		(1,431,412)	-
Net cash flow generated from (used in) financing activity	40		(176,309,334)	(199,007,238)
Net cash flows for the year	50		(3,356,416,944)	(2,390,702,066)
Cash and cash equivalents at beginning of the year	60		4,602,445,954	5,253,547,296
Cash and cash equivalents at end of the year	70		1,246,029,010	2,862,845,230



Luong Thanh Vien
General Director
Da Nang, July 30, 2025

Le Thi Anh Truc
Chief Accountant

Le Thi Anh Truc
Prepared by

**DANANG HOUSING DEVELOPMENT CONSTRUCTION JOINT STOCK COMPANY
AND SUBSIDIARIES**

Address: 31 Nui Thanh Street, Hoa Cuong Ward, Da Nang City, Vietnam

Form No. B 09 - DN/HN
(Issued under Circular No. 202/2014/TT-BTC
dated December 22, 2014 of the Ministry of Finance)

NOTES TO CONSOLIDATED FINANCIAL STATEMENTS

1. BUSINESS HIGHLIGHT

1.1. Establishment

Danang Housing Development Construction Joint Stock Company (hereinafter referred to as "the Company") is a Joint Stock Company equitized under Decision No. 1629/QĐ-UBND dated February 19, 2008 of the People's Committee of Danang City from the Traffic and Construction Enterprise under Danang Housing Development Investment Company. The Company was established and operates under the Business Registration Certificate No. 0400620833 dated May 2, 2008 issued by the Department of Planning and Investment of Danang City and subsequent Change Licenses with the most recent change being on January 10, 2025.

The Company was approved to list its common shares on the Hanoi Stock Exchange with the stock code NDX and the first official trading date of the shares was July 17, 2013..

Charter capital according to the Business Registration Certificate is 99,875,570,000 VND.

The Company's registered head office is located at 31 Nui Thanh, Binh Thuan Ward, Hai Chau District, Da Nang City, Vietnam.

The Company has investments in one subsidiaries as described in section 1.6 below (together with the Company hereinafter collectively referred to as the "Group").

The total number of employees of the Group as at June 30th, 2025 is 80.

1.2. Business sector

Construction, manufacturing and services.

1.3. Business lines

The Group's main business lines are:

- Construction of residential houses. Details: Construction of civil works;
- Construction of non-residential houses. Details: Construction of industrial works;
- Road construction;
- Construction of other civil engineering works. Details: Construction of irrigation works, hydroelectric works, wharves, urban technical infrastructure, industrial parks. Construction of power works from 110KV and below, urban water supply and drainage works, post and telecommunications works, petroleum works. Investment in water plants;
- Real estate business, land use rights of owners, users or lessees. Details: Real estate business. Investment in the development of real estate projects, commercial centers, offices for rent. Investment - business - transfer (BOT), investment - transfer (BT);
- Installation of water supply, drainage, heating and air conditioning systems;
- Wholesale of other construction materials and installation equipment;
- Production of concrete and products from concrete, cement and plaster (not operating at the head office);
- Leasing of machinery, equipment and other tangible goods without operators. Details: Leasing of construction machinery and equipment; Leasing of office machinery and equipment (including

**DANANG HOUSING DEVELOPMENT CONSTRUCTION JOINT STOCK COMPANY
AND SUBSIDIARIES**

Address: 31 Nui Thanh Street, Hoa Cuong Ward, Da Nang City, Vietnam

NOTES TO THE CONSOLIDATED FINANCIAL STATEMENTS (CONTINUED)

computers); Leasing of machinery, equipment and other tangible goods not elsewhere classified;

- Exploitation, treatment and supply of water. Details: Production and trading of clean water;
- Architectural activities and related technical consultancy. Details: Supervision of construction of civil, industrial and technical infrastructure works (leveling, drainage); Supervision of construction and completion of traffic works (roads); Supervision of installation of equipment for civil and industrial works; Supervision of construction of water supply and drainage works. Supervision of construction and completion of electrical systems for civil and industrial Works.

1.4. Normal manufacturing and business cycle

Normal manufacturing and business cycle of Group is 12 months.

1.5. Structure of Group

The Group of Companies is structured in the form of direct ownership including the Parent Company and 02 direct subsidiaries.

1.6. Consolidated subsidiaries

Direct subsidiaries are consolidated.

Name	Address	Voting rights ratio	Benefit ratio
Subsidiaries:			
Danang Ngoc Hoi Water Supply Joint Stock Company	Residential Group 5, Bo Y Commune, Quang Ngai Province, Vietnam	62,20%	62,20%

1.7. Statement on Comparability of Information in Consolidated Financial Statements

Comparative figures are figures of the Consolidated Financial Statements as of June 30th, 2024.

2. BASIS OF PREPARATION OF THE CONSOLIDATED FINANCIAL STATEMENTS

2.1. Accounting Standards and Policies applied

The accompanying consolidated financial statements are presented in Vietnamese Dong (VND), based on the historical cost convention and in accordance with Vietnamese Accounting Standards, Vietnamese Enterprise Accounting, and other applicable accounting regulations in Vietnam.

The accompanying consolidated financial statements are not intended to reflect the consolidated financial position, consolidated operating results, or consolidated cash flows in accordance with accounting principles and practices generally accepted in countries other than Vietnam.

2.2. Form of Accounting Books applied

The Group applies the Voucher-based accounting method.

NOTES TO THE CONSOLIDATED FINANCIAL STATEMENTS (CONTINUED)

2.3. Fiscal year

The Group's fiscal year begins on January 1st and ends on December 31st of each year.

2.4. Accounting currency

The accounting currency used in the Group's records is Vietnamese Dong (VND).

2.5. Basis of consolidation

The consolidated financial statements are the financial statements of the Group in which the assets, liabilities, equity, revenues, expenses and cash flows of the parent company and its subsidiaries are presented as those of a single economic entity, disregarding the legal boundaries of the separate companies. The financial statements of the subsidiaries have been prepared for the same fiscal year as the parent company, using accounting policies consistent with those of the parent company. Adjustments have been made to eliminate any differences in accounting policies to ensure consistency between the parent company and its subsidiaries.

Subsidiaries are fully consolidated from the acquisition date, on which the Group obtains control over the subsidiary, and continue to be consolidated until the date on which the Group actually loses control of the subsidiary. However, subsidiaries acquired and held solely for resale purposes within a period not exceeding 12 months are not consolidated.

Method of accounting for Non-controlling Interest

Non-controlling interests in the net income and net assets of subsidiaries are presented separately in the consolidated income statement and the consolidated balance sheet.

Losses incurred by a subsidiary are allocated proportionately to the non-controlling interests, even if such losses exceed the non-controlling interests' share of the subsidiary's net assets.

Method of elimination of intra-group transactions

All internal balances and transactions, including unrealized profits arising from intra-group transactions, are fully eliminated during consolidation. Unrealized losses are also eliminated on the consolidated financial statements, except when the costs causing the losses are unrecoverable.

Method of determining goodwill or gain on a bargain purchase

At the acquisition date, goodwill or gain on a bargain purchase is determined as the difference between the cost of the investment over the fair value of the net identifiable assets acquired of the subsidiary at the acquisition date. Goodwill is presented as a separate item on the consolidated financial statements and is amortized over a period of 10 years using the straight-line method. Gain on a bargain purchase is recognized as other income when it arises.

3. SIGNIFICANT ACCOUNTING POLICIES APPLIED

3.1. Accounting estimates

The preparation of the consolidated financial statements requires management to make estimates and assumptions that affect the reported amounts 1 of assets and liabilities and disclosure of contingent assets and liabilities 2 at June 30th, 2025, as well as the reported amounts of revenue and expenses for the year ended June 30th, 2025. The preparation of the consolidated financial statements requires the Board of Management to make estimates and assumptions that affect the figures for assets, liabilities, and the presentation of contingent assets and liabilities as of June 30th, 2025, as well as revenues and expenses for the fiscal year ended June 30th, 2025. Although the accounting estimates are made based on the best of the Board of Management's knowledge and understanding, actual results may differ from these estimates and assumptions.

NOTES TO THE CONSOLIDATED FINANCIAL STATEMENTS (CONTINUED)

3.2. Cash and cash equivalents

Cash and cash equivalents include cash on hand, bank deposits, cash in transit, and short-term investments with a maturity of no more than three months from the investment date. These assets have high liquidity, be easily convertible into a known amount of cash, and carry an insignificant risk of changes in value at the reporting date.

3.3. Financial investments

Trading securities

Trading securities are investments in equity securities and other financial instruments that are held for trading (bought with the intention of selling them to realize a profit) as of the reporting date.

Trading securities are recognized at cost. The cost of trading securities includes the purchase price and associated costs such as brokerage fees, transaction fees, information costs, taxes, duties, and bank charges. The cost of trading securities is determined based on the fair value of payments at the transaction date.

3.4. Receivables

Accounting principles

Receivables are presented at the carrying amount of receivables from customers and other receivables after deducting provisions made for doubtful debts.

Principles for provision for doubtful debts

At the time of preparing the consolidated financial statements, provisions for doubtful receivables are made for overdue receivables and for receivables not yet due but likely to be uncollectible. The provision amounts are determined in accordance with applicable regulations. The determination of the overdue period for accounts receivable classified as doubtful debts requiring provisions is based on the original repayment term specified in the initial purchase and sale agreement, without considering any subsequent debt extensions between the parties.

Increases or decreases in the balance of the provision account are recorded as general and administrative expenses in the consolidated statement of profit or loss and other comprehensive income.

3.5. Inventory

Principles for inventory accounting

Inventory is recognized at the lower of cost and net realizable value.

Cost of Inventory includes purchase costs, processing costs, and other costs incurred to bring the inventory to its current condition and location. For manufactured products, the cost includes all direct material costs, direct labor costs, and overheads based on normal operating.

Purchase costs of inventory consist of the purchase price, non-refundable taxes, transportation costs, loading and unloading costs, storage costs during the purchasing process, and other costs directly related to the purchase of inventory. Trade discounts and purchase price reductions for non-conformance in specifications or quality are deducted (-) from the purchase cost.

Net realizable value is determined as the estimated selling price minus the estimated costs of completion and the marketing, selling, and distribution expenses incurred.

NOTES TO THE CONSOLIDATED FINANCIAL STATEMENTS (CONTINUED)

Methods for determining inventory value

The cost of inventory is determined using the weighted average method and is accounted for under the perpetual inventory system.

Methods for setting inventory write-down provisions

As of the date of preparing the consolidated financial statements, inventory write-down provisions are established for inventory that is damaged, of substandard quality, obsolete, slow-moving, or with a recorded cost higher than its net realizable value in the accounting records.

Increases or decreases in inventory write-down provisions are recognized in the cost of goods sold on the consolidated statement of profit or loss and other comprehensive income.

Inventory write-down provisions are established based on each inventory item. For services in progress, the provision is calculated for each type of service at its specific price.

3.6. Tangible fixed assets

Tangible fixed assets are presented at cost less accumulated depreciation.

Principles for initial recognition and measurement

The initial cost of tangible fixed assets includes the purchase price and all directly related costs incurred to bring the assets to a usable state. In cases fixed assets are purchased along with additional equipment or spare parts, the cost of the equipment or spare parts is determined and recorded separately at a reasonable value and deducted (-) from the initial cost of the tangible fixed assets.

Depreciation method

The cost of tangible fixed assets is depreciated using the straight-line method over the estimated useful life of the assets.

Estimated depreciation periods for some asset groups in 2024:

	<u>2025</u>
▪ Buildings and structures	06–50 years
▪ Machinery and equipment	06 – 12 years
▪ Transportation and transmission equipment	08 – 15 years
▪ Management tools and equipment	06 years

3.7. Intangible fixed assets

Intangible fixed assets are presented at cost less accumulated amortization.

Principles for initial recognition and measurement

The initial cost includes all expenses incurred to acquire the intangible fixed assets up to the time they are ready for their intended use.

Accounting principles for intangible fixed assets

Land use rights

Land use rights are presented at cost less accumulated amortization.

Land use rights with an indefinite term are not amortized.

NOTES TO THE CONSOLIDATED FINANCIAL STATEMENTS (CONTINUED)

Computer software

Computer software that is not an integral part of the hardware can also be recognized as an intangible asset and amortized over its useful life.

3.8. Lease

Classification of leases

A finance lease is a lease where substantially all the risks and rewards attached to ownership of an asset are transferred from the lessor to the lessee. All other leases are classified as operating leases.

Operating lease

Payments made under an operating lease are recognized as an expense in the income statement on a straight-line basis over the lease term.

3.9. Lease of assets

Operating lease

Assets under operating lease are recognized on the consolidated balance sheet in accordance with the classification of assets within the Group.

Direct costs initially incurred to generate revenue from operating leases are recognized as expenses during the period they arise. Revenue from operating leases is recorded in the income statement during the lease term using the straight-line method, regardless of the payment method.

The depreciation of assets under operating leases is carried out based on policies that are consistent with the lessee's depreciation policies for similar assets.

3.10. Investment properties

Investment properties are presented at cost less accumulated depreciation. For investment properties held for value appreciation, the Group does not depreciate but instead assesses any impairment loss.

Principles for recognizing investment properties

The cost of investment properties includes all monetary or equivalent costs that the business must pay to acquire the investment property, including reasonable replacement costs of assets exchanged to acquire the property, calculated up to the time of purchase or completion of the investment property construction. The cost of investment properties includes all initial directly related transaction costs.

Depreciation method for investment properties

Investment properties are depreciated using the straight-line method. Investment properties held for value appreciation are not depreciated, but instead assesses any impairment loss.

The estimated depreciation period for certain groups of investment properties is as follows:

- Buildings and structures 15 years

Indefinite-term land use rights are recognized at cost and are not amortized.

When transferring or disposing of investment properties, the difference between the proceed and the carrying value of the properties is recorded in the income statement.

NOTES TO THE CONSOLIDATED FINANCIAL STATEMENTS (CONTINUED)

The reclassification of properties from owner-occupied properties to investment properties (IP) or from IP to owner-occupied properties or inventory is made only when there is a change in the purpose of use, as in the following cases:

- IP is transferred to owner-occupied properties when the owner begins to use the property.
- IP is transferred to inventory when the owner begins to utilize the property for sale purposes.
- Owner-occupied properties are transferred to IP when the owner ceases to use the property and begins leasing it to others.
- Inventory is transferred to IP when the owner begins to lease the property to others.
- Properties under construction are transferred to IP upon completion of the construction phase and delivery for investment purposes (during the construction phase, accounting must follow Accounting Standards – Tangible Fixed Assets.)

The change in usage purpose between IP, owner-occupied properties, or inventory does not alter the book value of the transferred property and does not affect the initial cost of the property in determining its value or preparing the consolidated financial statements.

3.11. Prepaid expenses

Prepaid expenses are classified as short-term and long-term prepaid expenses based on their original term. These primarily include costs related to the cost of tools and equipment, repair costs, insurance expenses, etc. These expenses are allocated over the prepaid period or the duration during which the economic benefits are expected to be realized.

The following types of expenses are recorded as prepaid expenses and gradually allocated to the income statement:

- Tools and equipment costs are allocated over a period of 01 to 03 years into the income statement;
- Insurance costs (e.g., fire insurance, explosion insurance, civil liability insurance for vehicle owners, vehicle body insurance, property insurance, etc.) are allocated based on the contract term;
- Repair costs are allocated over a period not exceeding 3 years;
- Other prepaid expenses are allocated on a straight-line basis over the period during which the economic benefits are expected to be realized.

3.12. Liabilities

Liabilities are classified as trade payables, intercompany payables, and other payables based on the following principles: Trade payables are amounts payable of a commercial nature arising from transactions involving the purchase of goods, services, or assets, where the seller is an independent entity from the buyer; Intercompany payables are payables between a parent company and its subsidiaries that do not have separate legal entities for accounting purposes. Any remaining payables are classified as other payables.

Liabilities are monitored based on their original terms, remaining terms as of the reporting date, by currency, and by each counterparty.

Liabilities are recognized at an amount not less than the obligation to be paid.

3.13. Borrowing costs

Principles for capitalizing borrowing costs

Borrowing costs that are directly attributable to the acquisition, construction, or production of assets requiring a substantial period of time to be ready for their intended use or sale are capitalized as part of the cost of the asset until such time as the asset is ready for use or sale.

Any income arising from the temporary investment of borrowed funds is deducted from the cost of the related asset.

NOTES TO THE CONSOLIDATED FINANCIAL STATEMENTS (CONTINUED)

All other borrowing costs are recognized in the consolidated statement of profit or loss when incurred.

3.14. Accrued expenses

Accrued expenses are recognized for the amounts payable in the future related to goods or services received from suppliers during the reporting period but not yet paid due to the absence of invoices or insufficient accounting documents. These amounts are recorded as expenses in the production and business activities of the reporting period.

The Group's accrued expenses include interest expenses estimated based on the principal balance, the contractual interest rate, and promissory notes.

3.15. Unearned revenue

Unearned revenue includes amounts received in advance from customers for one or more accounting periods related to asset leasing.

Each period, unearned revenue is calculated, allocated, and recognized as revenue in the corresponding period based on the lease term.

3.16. Equity

Contributed capital

Contributed capital is recognized at the actual amount contributed by the owners.

Share premium

Share premium is recognized as the difference between the issue price and the par value of shares, and the difference between the purchase price of treasury shares and the re-issue price of treasury shares.

Treasury shares

Treasury shares are recorded at their purchase price and presented as a deduction from equity in the consolidated balance sheet.

Dividends

Dividends are recognized as a payable on the record date for dividend entitlement determined by the Vietnam Securities Depository.

Reserves

Reserves appropriated from after-tax profits are established in accordance with the charters of the companies within the Group.

Profit distribution

Net profit after corporate income tax can be distributed to shareholders after approval by the General Meeting of Shareholders and after appropriations to reserves as stipulated in the charters and in accordance with Vietnamese laws.

3.17. Revenue and other income

Sales revenue

Sales revenue is determined based on the fair value of the amounts received or receivable. In most cases, revenue is recognized when the significant risks and rewards of ownership of the goods have been transferred to the buyer.

NOTES TO THE CONSOLIDATED FINANCIAL STATEMENTS (CONTINUED)

Service revenue

Service revenue is recognized when the outcome of the transaction can be reliably measured. For service transactions spanning multiple periods, revenue is recognized during the period based on the completion stage of the service as of the consolidated balance sheet date.

Construction contract revenue

Revenue from construction contracts is recognized in accordance with the accounting policies for construction contracts, as detailed in section 3.18 below.

Interest income from deposits

Interest income from deposits is recognized on an accrual basis, based on the balances of deposit accounts and the applicable interest rates.

Investment income

Interest from investments is recognized when the Group has the right to receive the interest.

Disposal and sale of investments

Income from the sale of short-term and long-term investments is recognized in the consolidated income statement when the significant risks and rewards of ownership are transferred to the buyer. These risks and rewards are considered transferred upon the completion of the transaction (for listed securities) or upon the completion of the asset transfer contract (for unlisted securities).

Disposal and sale of fixed assets and investment properties

Income from the disposal or sale of fixed assets and investment properties is the difference between the proceeds from disposal or sale and the remaining book value of the fixed assets or investment properties, along with the disposal costs.

3.18. Construction contracts

When the outcome of a construction contract can be reliably estimated, revenue and costs related to the contract are recognized based on the portion of work completed as of the financial year-end. This is determined by the percentage of costs incurred for the completed work relative to the total estimated contract costs at the financial year-end, unless such costs do not reflect the actual progress of work. These costs may include additional costs, compensations, and performance bonuses agreed upon with the customer.

When the outcome of a construction contract cannot be reliably estimated:

- Revenue is recognized only to the extent of contract costs incurred that are likely to be recoverable.
- Contract costs are recognized as expenses in the period in which they are incurred.

3.19. Cost of goods sold

Cost of goods sold and services rendered comprises the total costs incurred for finished goods, merchandise, services, investment properties, and the production costs of construction products sold during the period, in accordance with the revenue recognition principle. Any abnormal costs related to inventory are directly recognized as cost of goods sold.

NOTES TO THE CONSOLIDATED FINANCIAL STATEMENTS (CONTINUED)

3.20. Financial expenses

Financial expenses represent costs incurred during the period, primarily including borrowing costs, losses from the transfer of short-term securities, transaction costs related to the sale of securities, and provisions for the impairment of trading securities.

3.21. Selling expenses and general administrative expenses

Selling expenses reflect the actual costs incurred in the process of selling products, goods, and services. These include expenses for product promotion, advertising, product introduction, sales commissions, warranty expenses for products and goods (excluding construction activities), storage, packaging, and transportation costs, etc.

General administrative expenses reflect the overall management costs of the enterprise. These include salaries, wages, and allowances for employees in the management department; social insurance, health insurance, trade union fees, and unemployment insurance for management staff; office supplies, work tools, and depreciation of fixed assets used for enterprise management; land lease, license tax; provisions for doubtful receivables; outsourced services (electricity, water, telephone, fax, property insurance, fire insurance, etc.); and other cash expenses (hospitality, customer conferences, etc.).

3.22. Taxes

Corporate income tax

Current corporate income tax expense

The current corporate income tax (CIT) expense is determined based on taxable income and the applicable CIT rate for the current year, which is 20%.

Deferred corporate income tax expense

The deferred CIT expense is determined based on temporary deductible differences, taxable temporary differences, and the estimated CIT rate expected to apply in the year the asset is recovered or the liability is settled. This is calculated based on the tax rates (and tax laws) effective at the end of the financial year.

Deferred tax liabilities must be recognized for all taxable temporary differences, except in the following cases:

- Deferred tax liabilities arising from the initial recognition of an asset or liability in a transaction that does not affect accounting profit or taxable income (or tax loss) at the time of the transaction;
- Taxable temporary differences associated with investments in subsidiaries, branches, associates, and joint ventures, where the timing of the reversal of the temporary difference can be controlled, and it is certain that the temporary difference will not reverse in the foreseeable future.

Deferred tax assets are recognized for all deductible temporary differences, carryforward of unused tax losses, and unused tax credits when it is certain that taxable profits will be available in the future to utilize these deductible temporary differences, tax losses, and unused tax credits, except in the following cases:

- Deferred tax assets arising from the initial recognition of an asset or liability in a transaction that does not affect accounting profit or taxable income (or tax loss) at the time of the transaction.

NOTES TO THE CONSOLIDATED FINANCIAL STATEMENTS (CONTINUED)

- Deferred tax assets for all deductible temporary differences arising from investments in subsidiaries, branches, associates, and joint ventures are recognized only when it is certain that the temporary differences will reverse in the foreseeable future and that taxable profits will be available to utilize these temporary differences.

The book value of deferred corporate income tax assets is reviewed at the end of the financial year and reduced to the extent that it is certain there will be sufficient taxable profits to allow the benefit of part or all of the deferred corporate income tax assets to be utilized. Previously unrecognized deferred corporate income tax assets are reviewed at the end of the financial year and recognized when it becomes certain that sufficient taxable profits will be available to utilize these unrecognized deferred tax assets.

Current and deferred corporate income taxes are recognized as income or expenses in the determination of profit or loss for the period in which they arise, except for income taxes arising from a transaction or event recognized directly in equity in the same or a different period.

The Group offsets deferred tax assets and deferred tax liabilities only when it has a legal right to offset current tax assets against current tax liabilities and when the deferred tax assets and deferred tax liabilities relate to corporate income taxes managed by the same tax authority. Additionally, the Group must intend to settle current tax liabilities and current tax assets on a net basis or to realize assets and settle liabilities simultaneously in future periods when significant deferred tax liabilities or deferred tax assets are settled or recovered.

Value-added tax (VAT)

The VAT rates applied to goods and services provided by the Group are as follows:

- Construction and installation: 8%;
- Commercial concrete sales: 8%;
- Processed stone powder: 10%;
- Clean water for production and domestic use (excluding bottled or canned drinking water and other beverages): 5%;
- Other services: applied at the prevailing VAT rate.

Other taxes

Other taxes are applied in accordance with the current tax laws of Vietnam.

The tax reports of the companies within the Group are subject to examination by tax authorities. Since the application of tax laws and regulations to various types of transactions can be interpreted in multiple ways, the amount of taxes presented in the consolidated financial statements may be subject to change based on the final decision of the tax authorities regarding the tax reports of the companies within the Group.

3.23. Basic earnings per share

Basic earnings per share (EPS) is calculated by dividing the consolidated profit after tax of the Group, after deducting appropriations for the reward and welfare fund, by the weighted average number of ordinary shares outstanding during the period, excluding shares repurchased and held as treasury shares by the Group.

NOTES TO THE CONSOLIDATED FINANCIAL STATEMENTS (CONTINUED)

3.24. Diluted earnings per share

Diluted earnings per share (EPS) is calculated by dividing the Group's profit after tax, after deducting appropriations for the reward and welfare fund, by the weighted average number of ordinary shares outstanding during the period and the total number of additional ordinary shares expected to be issued, excluding shares repurchased and held as treasury shares by the Group.

3.25. Segment reporting

A segment is a distinguishable component of the Group that engages in the production or provision of individual products or services, a group of related products or services (business segment), or participates in the production or provision of products or services in a specific economic environment (geographical segment). Each segment has risks and economic benefits distinct from those of other business segments or from other segments operating in different economic environments.

For further details, refer to section 7.

3.26. Related parties

Related parties are entities or individuals, directly or indirectly through one or more intermediaries, that have control over the Group, are controlled by the Group, or are under common control with the Group. Individuals who directly or indirectly hold voting power in the Group, leading to significant influence over the Group, as well as key management personnel, including directors and executives of the Group, their close family members, or entities affiliated with these individuals, are also considered related parties.

4. ADDITIONAL INFORMATION FOR THE ITEMS PRESENTED IN THE CONSOLIDATED BALANCE SHEET

4.1. Cash and cash equivalents

	At 30/06/2025 VND	At 01/01/2025 VND
Cash	1,093,120,886	688,554,224
Non-term bank deposits	152,908,124	2,913,891,730
Cash equivalents	-	1,000,000,000
Total	1,246,029,010	4,602,445,954

NOTES TO THE CONSOLIDATED FINANCIAL STATEMENTS (CONTINUED)

4.2. Financial investments

Trading securities are detailed as follows:

	Quantity	At 30/06/2025 VND			At 01/01/2025 VND		
		Original price	Reasonable value	Preventive	Original price	Reasonable value	Preventive
Invest in stocks							
Shares of Saigon - Hanoi Commercial Joint Stock Bank (SHB)	101	1,758,830	1,229,500	(314,030)	1,758,830	1,333,300	(723,580)
Total	101	1,758,830	1,229,500	(314,030)	1,758,830	1,333,300	(723,580)

The Group has determined the fair value of its trading securities based on the listed prices on the stock exchange and the number of shares held.

NOTES TO THE CONSOLIDATED FINANCIAL STATEMENTS (CONTINUED)

4.3. Short-term accounts receivable from customers

	At 30/06/2025 VND	At 01/01/2025 VND
Danang Housing Development Investment Joint Stock Company	12,989,072,050	13,489,072,050
Han Giang Viet One Member Co., Ltd.	14,581,067,015	15,056,067,015
CN Construction Joint Stock Company No. 5 - Construction Enterprise No. 9	16,031,037,181	16,764,659,582
Other companies	14,466,320,366	17,722,221,445
Total	58,067,496,612	63,032,020,092

In which: receivables from customers are related parties
- See also section 8

12,989,072,050	13,489,072,050
----------------	----------------

4.4. Other short-term accounts receivable

	At 30/06/2025 VND		At 01/01/2025 VND	
	Value	Preventive	Value	Preventive
Advance	68,589,010	-	36,743,585	-
Deposit, bet	199,294,500	-	100,000,000	-
Accrued interest	-	-	40,231,507	-
Other receivables	66,797,697,990	218,363,370	65,255,585,080	218,363,370
+ Command 2	8,219,144,840	-	8,219,144,840	-
+ Command 5	57,708,174,167	-	56,814,538,819	-
+ Other accounts	870,378,983	218,363,370	221,901,421	218,363,370
Total	67,065,581,500	218,363,370	65,432,560,172	218,363,370

4.5. Bad debts

	At 30/06/2025 VND		At 01/01/2025 VND	
	Original price	Recoverable Value	Original price	Recoverable Value
Total value of overdue receivables that are unlikely to be recovered	2,159,420,650	-	3,012,704,315	165,897,146
	2,159,420,650	-	3,012,704,315	165,897,146

NOTES TO THE CONSOLIDATED FINANCIAL STATEMENTS (CONTINUED)

The overdue periods and values of overdue receivables by each party are detailed as follows:

	At 30/06/2025			At 01/01/2025		
	VND			VND		
	Original price	Recoverable Value	Time overdue	Original price	Recoverable Value	Time overdue
MT SFC Vietnam Investment and Development Joint Stock Company	-	-	Trên 3 năm	109,411,000	-	Trên 3 năm
Hanoi Hydraulic Construction Joint Stock Company	-	-	Trên 3 năm	273,138,181	-	Trên 3 năm
Truong Xuan Construction Joint Stock Company	-	-	Trên 3 năm	304,117,360	-	Trên 3 năm
Joint venture of UPL Environmental Engineering Co., Ltd. and KHILARI Infrastructure Co., Ltd.	-	-	Trên 3 năm	149,752,258	-	Trên 3 năm
Phu Xuan Construction & Trading Company Limited	-	-	Trên 3 năm	17,120,233	-	Trên 3 năm
Phan Xuan Long	218,363,370	-	Trên 3 năm	218,363,370	-	Trên 3 năm
Central Branch - Duyen Hai Company Limited	112,115,000	-	Trên 3 năm	112,115,000	-	Trên 3 năm
An Xuan Thinh Construction and Trading Joint Stock Company	226,430,000	-	Trên 3 năm	226,430,000	-	Trên 3 năm
An Xuan Thinh Construction and Trading Joint Stock Company	112,200,000	56,100,000	Từ 1 - 2 năm	112,200,000	56,100,000	Từ 1 - 2 năm
VCON Investment Construction and Trading Company Limited	125,880,000	-	Trên 3 năm	125,880,000	-	Trên 3 năm
Other companies	1,530,329,426	109,797,146	Từ 1 - 2 năm và từ 2 - 3 năm	1,364,176,913	109,797,146	Từ 2 - 3 năm và trên 3 năm
Total	2,325,317,796	165,897,146		3,012,704,315	165,897,146	

DANANG HOUSING DEVELOPMENT CONSTRUCTION JOINT STOCK COMPANY AND SUBSIDIARIES

Address: 31 Nui Thanh Street, Hoa Cuong Ward, Da Nang City, Vietnam

NOTES TO THE CONSOLIDATED FINANCIAL STATEMENTS (CONTINUED)

4.6. Inventory

	At 30/06/2025 VND		At 01/01/2025 VND	
	Value	Preventive	Value	Preventive
Raw materials	2,712,766,940	-	2,300,982,532	-
Tools, instruments	-	-	69,539,126	-
Cost of Production, Business in Progress	13,670,831,036	-	2,718,744,273	-
Finished product	55,356,704	-	64,559,954	-
Total	16,438,954,680	-	5,153,825,885	-

There was no inventory at the end of the year that was used as collateral or pledged to secure liabilities.

4.7. Prepaid expenses

	At 30/06/2025 VND	At 01/01/2025 VND
Short term:		
Tools and Equipment Pending Allocation	7,466,517	765,252,759
Repair, Insurance, Vehicle Inspection Expenses	648,501,552	11,959,085
Others	26,041,789	
Total	682,009,858	777,211,844
	At 30/06/2025 VND	At 01/01/2025 VND
Long-term:		
Tools and Equipment Pending Allocation	355,416,690	505,169,459
Repair Expenses	259,429,067	232,790,129
Others	-	4,393,845
Total	614,845,757	742,353,433

NOTES TO THE CONSOLIDATED FINANCIAL STATEMENTS (CONTINUED)

4.8. Increase or decrease in tangible fixed assets

Items	Houses, architecture VND	Machinery, equipment VND	Means of transport, transmission	Equipment, management tools	Total VND
Original price:					
At 01/01/2025	42,642,154,966	16,197,709,422	42,779,168,247	149,550,000	101,768,582,635
At 30/06/2025	42,642,154,966	16,197,709,422	42,779,168,247	149,550,000	101,768,582,635
Accumulated depreciation:					
At 01/01/2025	8,182,915,745	14,936,614,637	38,192,587,501	149,550,000	61,461,667,883
Depreciation during the period	472,420,872	457,711,128	1,417,040,898	-	2,347,172,898
At 30/06/2025	8,655,336,617	15,394,325,765	39,609,628,399	149,550,000	63,808,840,781
Remaining value:					
At 01/01/2025	34,459,239,221	1,261,094,785	4,586,580,746	-	40,306,914,752
At 30/06/2025	33,986,818,349	803,383,657	3,169,539,848	-	37,959,741,854
Remaining value at the end of the year of tangible fixed assets used as collateral for loans: VND				36,024,414,902	
Original price of fixed assets at the end of the year that have been fully depreciated but are still in use: VND				23,071,598,331	

DANANG HOUSING DEVELOPMENT CONSTRUCTION JOINT STOCK COMPANY AND SUBSIDIARIES

Address: 31 Nui Thanh Street, Hoa Cuong Ward, Da Nang City, Vietnam

NOTES TO THE CONSOLIDATED FINANCIAL STATEMENTS (CONTINUED)

4.9. Increase or decrease in tangible fixed assets

Items	Land use rights (*) VND	Computer Software VND	Total VND
Original price:			
At 01/01/2025	5,279,628,029	75,642,000	5,355,270,029
At 30/06/2025	<u>5,279,628,029</u>	<u>75,642,000</u>	<u>5,355,270,029</u>
Accumulated depreciation:			
At 01/01/2025	235,313,013	75,642,000	310,955,013
At 30/06/2025	<u>318,391,353</u>	<u>75,642,000</u>	<u>394,033,353</u>
Remaining value:			
At 01/01/2025	5,044,315,016	-	5,044,315,016
At 30/06/2025	<u>4,961,236,676</u>	<u>-</u>	<u>4,961,236,676</u>

(*) Intangible fixed assets consist of the indefinite land use rights at 31 Nui Thanh, Hoa Thuan Dong Ward, Hai Chau District, Da Nang City, Vietnam.

The original cost of intangible fixed assets at the end of the year that have been fully amortized but are still in use is: 75,462,000 VND.

4.10. Increase or decrease in investment properties

Items	At 30/06/2025 VND	Increase in period VND	Decrease in period VND	At 01/01/2025 VND
Investment Property for Rent:				
Original price:				
Land use rights	1,199,468,955	-	-	1,199,468,955
House	83,868,363	-	-	83,868,363
Total	<u>1,283,337,318</u>	<u>-</u>	<u>-</u>	<u>1,283,337,318</u>
Accumulated depreciation:				
Land use rights	72,334,747	18,874,416	-	53,460,331
House	82,911,729	819,942	-	82,091,787
Total	<u>155,246,476</u>	<u>19,694,358</u>	<u>-</u>	<u>135,552,118</u>
Remaining value:				
Land use rights	1,127,134,208			1,146,008,624
House	956,634			1,776,576
Total	<u>1,128,090,842</u>			<u>1,147,785,200</u>

**DANANG HOUSING DEVELOPMENT CONSTRUCTION JOINT STOCK COMPANY AND
SUBSIDIARIES**

Address: 31 Nui Thanh Street, Hoa Cuong Ward, Da Nang City, Vietnam

NOTES TO THE CONSOLIDATED FINANCIAL STATEMENTS (CONTINUED)

Investment properties for lease include:

- + A portion of the land area (indefinite land use rights) and the structures on the land at 31 Nui Thanh, Hoa Thuan Dong Ward, Hai Chau District, Da Nang City.

4.11. Short-term accounts payable to suppliers

	At 30/06/2025		At 01/01/2025	
	VND		VND	
	Value	Ability to repay debt	Value	Ability to repay debt
QUANG NAM CEMENT				
DISTRIBUTION ONE				
MEMBER CO., LTD	2,435,878,063	2,435,878,063	1,993,677,546	1,993,677,546
Mai Ngoc Anh Transport				
Co., Ltd.	1,588,327,234	1,588,327,234	2,408,031,734	2,408,031,734
Le Trung Gia Trading and				
Service Company Limited	2,749,018,767	2,749,018,767	1,306,095,945	1,306,095,945
Others	1,911,058,896		885,982,377	885,982,377
Total	8,684,282,960	6,773,224,064	6,593,787,602	6,593,787,602

NOTES TO THE CONSOLIDATED FINANCIAL STATEMENTS (CONTINUED)

4.12. Short-term advances from customers

	At 30/06/2025 VND	At 01/01/2025 VND
ASCO AUDIT AND VALUATION FIRM COMPANY LIMITED	-	35,000,000
Anh Thien My Company Limited	40,000,000	-
Total	40,000,000	35,000,000

4.13. Taxes and other amounts receivable/payable to the State

	At 30/06/2025 VND		During the period VND		At 01/01/2025 VND	
	Receivable	Payable	Receivable	Paid/Deducted	Receivable	Payable
Value Added Tax	-	-	2,035,900,096	2,040,200,732	-	-
Corporate Income Tax	-	653,496,565	660,481,232	128,433,654	17,263,653	121,448,987
Personal Income Tax	-	120,019,978	441,253,948	330,975,470	-	9,874,630
Resource Tax	-	2,385,650	16,120,650	15,915,300	-	2,180,300
Real Estate Tax, Land Rent	-	-	10,440,738	10,440,738	-	-
Business License Tax	-	-	6,000,000	6,000,000	-	-
Other Taxes, Fees, and Charges	-	6,245,151	168,791,952	168,619,073	-	6,072,272
Total	-	782,147,344	3,338,988,616	2,700,584,967	17,263,653	139,576,189

NOTES TO THE CONSOLIDATED FINANCIAL STATEMENTS (CONTINUED)

4.14. Short-term accrued expenses

	At 30/06/2025 VND	At 01/01/2025 VND
Interest expense provision	123,868,116	371,398,811
Total	123,868,116	371,398,811

4.15. Short-term unearned revenue

	At 30/06/2025 VND	At 01/01/2025 VND
Prepaid rental	31,078,921	29,988,012
Total	31,078,921	29,988,012

4.16. Deferred income tax liabilities

	At 30/06/2025 VND	At 01/01/2025 VND
Deferred income tax liability:		
The corporate income tax rate used to determine the deferred income tax liability"	20%	20%
Deferred income tax liability arises from taxable temporary differences	1,163,510,721	1,166,123,079
Total	1,163,510,721	1,166,123,079

**DANANG HOUSING DEVELOPMENT CONSTRUCTION JOINT STOCK COMPANY AND
SUBSIDIARIES**

Address: 31 Nui Thanh Street, Hoa Cuong Ward, Da Nang City, Vietnam

NOTES TO THE CONSOLIDATED FINANCIAL STATEMENTS (CONTINUED)

4.17. Other payables

	At 30/06/2025 VND	At 01/01/2025 VND
Short-term		
Union funds	567,366,612	735,988,114
Social insurance	-	-
Dividends payable	77,988,470	79,419,882
Deposits, bets	19,500,000	38,500,000
Other payables	28,520,723,840	30,578,807,110
+ <i>Command Board 1</i>	1,751,823,872	1,687,543,901
+ <i>Command Board 2 (*)</i>	777,440,130	782,420,130
+ <i>Command Board 4</i>	8,518,374,906	13,731,973,898
+ <i>Command Board 5</i>	17,311,956,476	53,259,822
+ <i>Other teams</i>	53,259,822	5,150,054,984
Payables to other project management boards	-	130,059,683
Other payables	107,868,634	125,473,779
Total	29,185,578,922	31,432,715,106
Long-term		
Deposits, bets	171,000,000	171,000,000
Total	171,000,000	171,000,000

NOTES TO THE CONSOLIDATED FINANCIAL STATEMENTS (CONTINUED)

4.18. Loans and finance lease liabilities

	At 30/06/2025		During the period		At 01/01/2025	
	VND		VND		VND	
	Value	Ability to repay debt	Increase	Decrease	Value	Ability to repay debt
Short-term						
Short term loans:						
Vietnam Joint Stock Commercial Bank for Industry and Trade - Song Han Branch (*)	23,826,145,305	23,826,145,305	26,992,621,288	26,367,499,210	23,201,023,227	23,201,023,227
Long-term loans due:						
Vietnam Joint Stock Commercial Bank for Industry and Trade - Kon Tum Branch (***)	23,826,145,305	23,826,145,305	26,992,621,288	26,367,499,210	23,201,023,227	23,201,023,227
	9,000,000,000	9,000,000,000	1,600,000,000	800,000,000	8,200,000,000	8,200,000,000
	9,000,000,000	9,000,000,000	1,600,000,000	800,000,000	8,200,000,000	8,200,000,000
Total	32,826,145,305	32,826,145,305	28,592,621,288	27,167,499,210	31,401,023,227	31,401,023,227
Long-term:						
Vietnam Joint Stock Commercial Bank for Industry and Trade - Kon Tum Branch (***)	3,592,958,001	3,592,958,001		1,600,000,000	5,192,958,001	5,192,958,001
Total	3,592,958,001	3,592,958,001	-	1,600,000,000	5,192,958,001	5,192,958,001
Total	36,419,103,306	36,419,103,306	28,592,621,288	28,767,499,210	36,593,981,228	36,593,981,228

(*) Short-term loan from Vietnam Joint Stock Commercial Bank for Industry and Trade - Song Han Branch under contract number 3014116454/2023/HĐHMCV/NHCT490-NDX with a loan term from August 25, 2023, to August 25, 2024. The interest rate is applied based on each disbursement.

(***) Long-term loan from Vietnam Joint Stock Commercial Bank for Industry and Trade - Kon Tum Branch under Loan Contract No. 87.17/2017-HĐCVDADT/NHCT510-DANANGNGOCHOI dated June 9, 2017, with a credit limit of 42,000,000,000 VND. The loan term is 120 months from the first disbursement date, with an interest rate of 9.1% per year for the first 36 months from the disbursement date. From the 4th year onward, floating interest rate is determined as the

DANANG HOUSING DEVELOPMENT CONSTRUCTION JOINT STOCK COMPANY AND SUBSIDIARIES

Address: 31 Nui Thanh Street, Hoa Cuong Ward, Da Nang City, Vietnam

NOTES TO THE CONSOLIDATED FINANCIAL STATEMENTS (CONTINUED)

12-month term deposit interest rate plus a margin of 3.2% per year. The loan is intended to cover the legal investment costs of the Ngoc Hoi Wastewater Treatment Plant Construction Project, with a capacity of 5,000 m³ per day and night.

The contracts securing Loan Contract No. 87.17/2017-HĐCVDADT/NHCT510-DANANGNGOCHOI dated June 9, 2017, are as follows:

Contract number	Contract date	Collateral
The mortgage contract for assets attached to land, contract number 87.17A/HĐTC	09/06/2017	<ul style="list-style-type: none"> - 09 works, including the intake and primary pumping station; Treatment unit - Control house, chemical house; storage tanks; Filter washing pumping station; Filter wash water recovery tank; Sludge treatment unit; Guard house, restrooms; Gate, and fence; - The entire system of clean water transmission pipelines, raw water pipelines, and household connections in Plei Kan and surrounding areas; - All machinery and equipment related to the investment project for developing and managing the water supply system in Plei Kân town and surrounding areas.
The mortgage contract for assets, contract number 87.17B/HĐTC	09/06/2017	- All asset rights arising from and/or related to the investment project for the construction of the Ngoc Hoi wastewater treatment plant with a capacity of 5,000 m ³ per day and night, as per Investment Certificate No. 38/121000194, issued by the People's Committee of Kon Tum Province on January 12, 2017.
The mortgage contract for assets, contract number 87.17C/HĐTC	09/06/2017	- All revenue and income derived from the operation and exploitation of the investment project for the construction of the Ngoc Hoi wastewater treatment plant with a capacity of 5,000 m ³ per day and night, as per Investment Certificate No. 38/12100194, issued by the People's Committee of Kon Tum Province on January 12, 2017.

NOTES TO THE CONSOLIDATED FINANCIAL STATEMENTS (CONTINUED)

4.19. Equity capital

4.19.1. Statement of changes in equity

	Items of equity					Non-controlling shareholders' interests VND	Total VND
	Owner's contributed capital VND	Capital surplus equity VND	Treasury shares VND	Investment development fund VND	Undistributed profit VND		
Balance as at 01/01/2024	99,875,570,000	250,000,000	(7,426,893,655)	1,272,340,620	20,110,257,613	9,521,638,694	123,602,913,272
Previous year's profit	-	-	-	-	157,175,643	(91,103,630)	66,072,013
Dividend	-	-	-	-	(189,580,000)	-	(189,580,000)
Dividend	-	-	-	-	(3,595,333,875)	-	(3,595,333,875)
Balance as at 01/01/2025	99,875,570,000	250,000,000	(7,426,893,655)	1,272,340,620	16,482,519,381	9,430,535,064	119,884,071,410
Profit this quarter	-	-	-	-	2,395,323,210	(2,784,887)	2,392,538,323
Another adjustment	-	-	-	-	(174,990,056)	-	(174,990,056)
Balance as at 30/06/2025	99,875,570,000	250,000,000	(7,426,893,655)	1,272,340,620	18,702,852,535	9,427,750,177	122,101,619,677

DANANG HOUSING DEVELOPMENT CONSTRUCTION JOINT STOCK COMPANY AND SUBSIDIARIES

Address: 31 Nui Thanh Street, Hoa Cuong Ward, Da Nang City, Vietnam

NOTES TO THE CONSOLIDATED FINANCIAL STATEMENTS (CONTINUED)

4.19.2.Details of the equity capital contributions

	At 30/06/2025 VND	At 01/01/2025 VND
Danang Housing Development Investment Joint Stock Company	44,070,000,000	44,070,000,000
Mrs. Vo Thi Ngoc	5,232,940,000	5,232,940,000
Capital contribution of other shareholders	46,572,630,000	46,572,630,000
Treasury shares	4,000,000,000	4,000,000,000
Total	99,875,570,000	99,875,570,000

4.19.3. Capital transactions with the owners

	This quarter VND	Previous quarter VND
Capital Contribution as of 01/01	99,875,570,000	99,875,570,000
Capital Increase during the Period	-	-
Capital Decrease during the Period	-	-
Capital Contribution as of 30/06	99,875,570,000	99,875,570,000

4.19.4. Share

	At 30/06/2025 VND	At 01/01/2025 VND
Number of shares registered for issuance	9,987,557	9,987,557
Number of shares sold to the public	9,987,557	9,987,557
Including: Common shares	9,987,557	9,987,557
<i>Preferred shares (classified as equity)</i>	-	-
Number of shares repurchased (treasury shares)	400,000	400,000
Including: Common shares	400,000	400,000
<i>Preferred shares (classified as equity)</i>	-	-
Number of shares in circulation	9,587,557	9,587,557
Including: Common shares	9,587,557	9,587,557
<i>Preferred shares (classified as equity)</i>	-	-
Panel value of outstanding shares: VND10,000/share	-	-

NOTES TO THE CONSOLIDATED FINANCIAL STATEMENTS (CONTINUED)

4.19.5. Basic earnings per share

	This quarter VND	Previous quarter VND
Profit/(Loss) after tax of shareholders of parent company	2,395,323,210	(270,436,296)
Appropriation to bonus and welfare fund	-	-
Profit/(Loss) after tax for calculating basic earnings per share	2,395,323,210	(270,436,296)
Average number of outstanding shares for the period	9,587,557	9,587,557
Basic earnings per share	250	(28)

4.19.6. Diluted earnings per share

	This quarter VND	Previous quarter VND
Profit/(Loss) after tax of shareholders of parent company	2,395,323,210	(270,436,296)
Appropriation to bonus and welfare fund	-	-
Profit/(Loss) after tax for calculating basic earnings per share	2,395,323,210	(270,436,296)
Average number of outstanding shares for the period	9,587,557	9,587,557
Average number of outstanding shares for the period	9,587,557	9,587,557
Average number of outstanding shares for the period	250	(28)

4.20. Business funds

	Development Investment Fund VND
At 01/01/2025	1,272,340,620
Accounts for the period	-
Expenditures for the period	-
At 30/06/2025	1,272,340,620

NOTES TO THE CONSOLIDATED FINANCIAL STATEMENTS (CONTINUED)

5. SUPPLEMENTARY INFORMATION FOR THE ITEMS PRESENTED IN THE CONSOLIDATED INCOME REPORT

5.1. Revenue from sales and services

	This quarter VND	Previous quarter VND
Revenue from sales of finished products and goods	17,561,112,958	10,671,563,440
Construction revenue	6,259,442,768	18,099,986,698
Revenue from provision of services	2,119,969,124	1,967,332,568
Total	25,940,524,850	30,738,882,706

5.2. Cost of goods sold

	This quarter VND	Previous quarter VND
Cost of finished products, goods sold	16,679,107,957	12,913,540,431
Cost of construction	5,952,069,229	17,317,276,731
Cost of services provided	1,193,276,392	1,002,685,887
Total	23,824,453,578	31,233,503,049

5.3. Financial operating revenue

	This quarter VND	Previous quarter VND
Interest on deposits, interest on capital use of teams	3,209,790,189	3,529,396,206
Total	3,209,790,189	3,529,396,206

5.4. Financial expenses

	This quarter VND	Previous quarter VND
Interest Expenses	1,121,670,867	1,428,165,221
Loss on Sales of Trading Securities	-	362,181
Provision for Decline in Value of Trading Securities return	(409,550)	(470,381)
Others	784,208	51,138
Total	618,133,237	1,428,108,159

NOTES TO THE CONSOLIDATED FINANCIAL STATEMENTS (CONTINUED)

5.5. Sales expenses

	This quarter VND	Previous quarter VND
Sales staff costs	216,014,900	385,367,200
Total	216,014,900	385,367,200

5.6. General and administration expenses

	This quarter VND	Previous quarter VND
Management staff costs	734,405,000	718,162,000
Raw material costs	2,706,500	12,194,033
Fixed asset depreciation costs	50,414,514	202,488,821
Taxes, fees and charges	16,440,738	12,410,000
Trích/(Hoàn nhập) dự phòng nợ phải thu khó đòi	-	4,713,150
Outsourced service costs	550,232,000	73,175,583
Other cash costs	89,801,246	436,828,346
Total	1,443,999,998	1,459,971,933

5.7. Other income

	This quarter VND	Previous quarter VND
Other incomes	53,765,746	14,745,127
Total	53,765,746	14,745,127

5.8. Other expenses

	This quarter VND	Previous quarter VND
Other expenses	51,071,875	28,055,230
Total	51,071,875	28,055,230

NOTES TO THE CONSOLIDATED FINANCIAL STATEMENTS (CONTINUED)

5.9. Current corporate income tax expense

	This quarter VND	Previous quarter VND
Accounting profit before tax in the year	3,050,407,197	(251,981,532)
Add: Increase adjustments	76,773,829	-
- <i>Unreasonable, invalid expenses</i>	8,990,197	
- <i>Interest expenses excluded according to Decree 132/2020/ND-CP dated November 5, 2020 on GDLK</i>	157,450,172	
- <i>Remuneration of the Board of Directors not participating</i>	60,000,000	
- <i>Reversal of investment loss provisions in subsidiaries</i>	44,590,845	
- <i>Losses at subsidiaries</i>	(194,257,385)	
Minus: Decrease adjustments	56,000	368,287,857
- <i>Investment loss provisions in subsidiaries</i>		
- <i>Exempt income</i>	56,000	-
Taxable income from business activities	3,127,237,026	116,306,325
Current corporate income tax rate	20%	20%
Current corporate income tax expense	660,481,232	23,261,265
<i>In which:</i>		
- <i>Current corporate income tax expense incurred in this period</i>	659,957,232	23,261,265
- <i>Adjustment of current corporate income tax expense of previous periods</i>	524,000	

NOTES TO THE CONSOLIDATED FINANCIAL STATEMENTS (CONTINUED)

5.10. Deferred corporate income tax expense

	This quarter VND	Previous quarter VND
Deferred income tax expense arising from taxable temporary differences	(2,612,358)	(10,693,272)
Total deferred income tax expense	(2,612,358)	(10,693,272)

6. SUPPLEMENTARY INFORMATION FOR THE ITEMS PRESENTED IN THE CONSOLIDATED CASH FLOW STATEMENT

6.1. Loan proceeds received during the year

	This quarter VND	Previous quarter VND
Proceeds from borrowing under conventional agreements	28,592,621,288	32,823,909,455
Total	28,592,621,288	32,823,909,455

6.2. Loan principal repayments made during the year

	This quarter VND	Previous quarter VND
Principal repayment of loan under normal contract	27,167,499,210	37,865,765,413
Total	27,167,499,210	37,865,765,413

NOTES TO THE CONSOLIDATED FINANCIAL STATEMENTS (CONTINUED)

7. SEGMENT REPORTING

To serve management purposes, the Group operates nationwide and divides its activities into key departments based on business sectors as follows:

- Semi-products, goods
- Construction
- Provision of services

For the fiscal year ending on June 30th, 2025:

	Sales of goods and finished products		Construction activities Service		Provision activities		Total	
	This quarter VND	Previous quarter VND	This quarter VND	Previous quarter VND	This quarter VND	Previous quarter VND	This quarter VND	Previous quarter VND
Revenue								
From customers	17,561,112,958	10,671,563,440	6,259,442,768	18,099,986,698	2,119,969,124	1,967,332,568	25,940,524,850	30,738,882,706
Total	17,561,112,958	10,671,563,440	6,259,442,768	18,099,986,698	2,119,969,124	1,967,332,568	25,940,524,850	30,738,882,706
Operating Expenses								
Cost of Goods Sold	16,679,107,957	12,913,540,431	5,952,069,229	17,317,276,731	1,193,276,392	1,002,685,887	23,824,453,578	31,233,503,049
Sale expenses							216,014,900	385,367,200
Administrative Expenses							1,443,999,998	1,459,971,933
Total	16,679,107,957	12,913,540,431	5,952,069,229	17,317,276,731	1,193,276,392	1,002,685,887	25,484,468,476	33,078,842,182
Business Results								
Financial Revenue	882,005,001	(2,241,976,991)	307,373,539	782,709,967	926,692,732	964,646,681	456,056,374	(2,339,959,476)
Financial Expenses							3,209,790,189	3,529,396,206
Other Net Income							618,133,237	1,428,108,159
Profit Before Corporate Income Tax							2,693,871	(13,310,103)
Current Corporate Income Tax Expense							3,050,407,197	(251,981,532)
Deferred Corporate Income Tax Expense							660,481,232	23,261,265
							(2,612,358)	(10,693,272)
Profit After Tax							2,392,538,323	(264,549,525)

DANANG HOUSING DEVELOPMENT CONSTRUCTION JOINT STOCK COMPANY AND SUBSIDIARIES

Address: 31 Nui Thanh Street, Hoa Cuong Ward, Da Nang City, Vietnam

NOTES TO THE CONSOLIDATED FINANCIAL STATEMENTS (CONTINUED)

8. INFORMATION ABOUT RELATED PARTIES

List of related parties

	Relationship
1. Danang Housing Development Construction Joint Stock Company	Significant influence shareholder
2. Board of Directors and Executive Board	Key management personnel

As of the date of the consolidated balance sheet, the receivable (payable) balances with related parties are as follows:

	At 30/06/2025 VND	At 01/01/2025 VND
Short-term trade receivables		
Da Nang Housing Development Investment Joint Stock Company	12,989,072,050	13,489,072,050
Total – See also section 4.3	12,989,072,050	13,489,072,050

The remuneration of the Board of Directors, the income of the Director and other key management staff during the year are as follows:

	This quarter VND	Previous quarter VND
Remuneration of the Board of Directors		
Mr. Nguyen Van Hieu	30,000,000	30,000,000
Mrs. Vo Thi Ngoc	24,000,000	24,000,000
Mr. Nguyen Quang Minh Khanh	18,000,000	18,000,000
Mr. Nguyen Quang Minh Khoa	18,000,000	18,000,000
Mr. Luong Thanh Vien	18,000,000	18,000,000
Total	108,000,000	108,000,000

	This quarter VND	Previous quarter VND
Income of the Board of General Directors		
Mr. Luong Thanh Vien	151,974,000	146,885,000
Mr. Nguyen Van Hieu	74,869,000	90,908,507
Mr. Ong Van Hung	91,316,000	76,526,000
Mr. Pham Truong Chau	110,939,000	95,178,000
Total	429,098,000	409,497,507

	This quarter VND	Previous quarter VND
Remuneration of the Supervisory Board		
Mrs. Duong Thi Thanh Hai	18,000,000	18,000,000
Mrs. Pham Thi Thanh Thuy	12,000,000	12,000,000
Mrs. Hoang Yen Ninh	12,000,000	12,000,000
Total	42,000,000	42,000,000

NOTES TO THE CONSOLIDATED FINANCIAL STATEMENTS (CONTINUED)

9. COMMITMENTS UNDER OPERATING LEASE CONTRACTS

The Group is the lessee


The Group leases land at Residential Group 5, Bo Y Commune, Quang Ngai Province, Vietnam under the Land Lease Decision No. 1401/QĐ-UBND dated November 16, 2016, with a lease term from December 2016 to November 2066, and is exempt from land lease according to Decision No. 6848/QĐ-CT dated December 14, 2016.


10. Events after the end of the fiscal year

There have been no other significant events occurring after the end of the fiscal year up to the date of issuance of the consolidated financial statements.



Luong Thanh Vien
Director
Danang, July 30, 2025


Le Thi Anh Truc
Chief Accountant


Le Thi Anh Truc
Prepared by

**DANANG HOUSING DEVELOPMENT
CONSTRUCTION JOINT STOCK COMPANY**

SOCIALIST REPUBLIC OF VIETNAM
Independence – Freedom – Happiness

No: 32 A/CV-NDX

Da Nang, July 30th, 2025

“Re: Explanation of Consolidated Financial
Statements Quarter 2/2025 ”

To: - State Securities Commission
- Hanoi Stock Exchange

1. Company Name: Danang Housing Development Construction Joint Stock Company
2. Stock code: NDX
3. Head office address: 31 Nui Thanh Street, Hoa Cuong Ward, Da Nang City
4. Phone: 0236.3631 157
5. Information disclosure person: Ms. Ho Thi Tra Huong, position: Company Secretary
6. Information disclosure content:
 - 6.1 Financial report for quarter 2 of 2025 includes: Consolidated financial statements, consolidated business results, consolidated cash flow statements, and notes to the consolidated financial statements..
 - 6.2 Explanation content: explanation of difference > 10% of net profit compared to the same period last year:

Unit: VND

No	Items	Quarter 2 2025	Quarter 2 2024	% Increase/ Decrease
1	Total Revenue	20,530,008,984	12,187,610,313	68.45%
2	Profit before tax	2,808,444,532	-818,912,449	442.95%
3	Profit after corporate income tax	2,226,487,137	-819,064,049	371.83%

Explanation:

In the quarter 2 of 2025, Danang Housing Development and Construction Joint Stock Company achieved 20.53 billion in revenue and 2.22 billion in profit after tax. Compared to the same period last year, profit after tax increased due to high construction demand.

Website address for posting the entire financial report: www.ndx.com.vn

We commit that the information published above is true and are fully responsible before the law for the content of the published information.

Recipients:

- As above;
- Save VT-NDX.

INFORMATION DISCLOSURE PERSON



Ho Thi Tra Huong